

# 2011 End-of-Year Holiday Course Schedule

**Monday–Saturday: 21–26 November / 28 November–3 December**


**\$350 (inclusive of 7% GST)**

**6 Lessons per week**

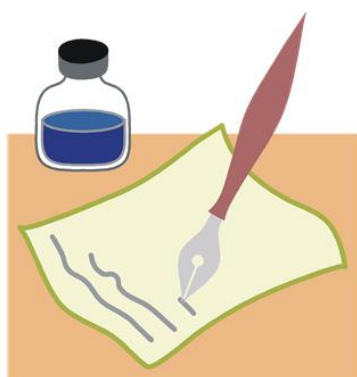
**1½ hours per lesson**

## Monday–Saturday: 21–26 November

Active Reading (AR) Pri 1 - Pri 5 (A/B)  
 Storywriter (SW) Pri 1 - Pri 5  
 Bridging P6  
 Writer's Window (WW) Lower Secondary  
 Upper Secondary



Levels	1.00 - 2.30 pm	2.45 - 4.15 pm
Pri 1	AR 1	SW 1
Pri 2	AR 2	SW 2
Pri 3	AR 3	SW 3
Pri 4	AR 4	SW 4
Pri 5	AR 5	SW 5
Pri 6	Bridging P6	
Sec 1		WW Lower Sec
Sec 2		
Sec 3		WW Upper Sec



## Monday–Saturday: 28 November–3 December

Bridging K2  
 Writing Craft (WC) Pri 1 -Pri 5  
 Active Reading (AR) Pri 1 -Pri 5 (C/D)  
 Bridging P6  
 Literature (Lit) Sec 1 - Sec 3

Time	1.00 - 2.30 pm	2.45 - 4.15 pm
K2	Bridging K2	
Pri 1	WC 1	AR 1
Pri 2	WC 2	AR 2
Pri 3	WC 3	AR 3
Pri 4	WC 4	AR 4
Pri 5	WC 5	AR 5
Sec		Poetry/Stories MacBeth Animal Farm

Please refer to the write-up about the programmes.

Classes will be opened on demand if there are 3 or more students.

## Storywriter/Writer's Window

This course aims to sharpen your child's ability to write a good story - a skill critical to all English language examinations. The student will be exposed to good books and great writing and will be taught to develop plot, character, setting, atmosphere and theme. The student will learn to identify and then model after different forms of short stories.

Storywriter 1	Storywriter 2	Storywriter 3
<ul style="list-style-type: none"> <li>• Recognising and Identifying Trick Stories</li> <li>• Parallel Story that Uses a Trick</li> <li>• Stories with a Chase Plot (1)</li> <li>• Stories with a Chase Plot (2)</li> <li>• Stories with Riddles</li> <li>• Stories with Race Plot</li> </ul>	<ul style="list-style-type: none"> <li>• Infinity Tales</li> <li>• Cumulative Tales</li> <li>• Fairy Tales</li> <li>• Fables</li> <li>• Folk Tales</li> <li>• Legends</li> </ul>	<ul style="list-style-type: none"> <li>• Tyrant Stories</li> <li>• Saviour Stories</li> <li>• Puzzle Stories</li> <li>• Animal Stories</li> <li>• Three-choice Stories</li> <li>• Tall Stories</li> </ul>
Storywriter 4	Storywriter 5	
<ul style="list-style-type: none"> <li>• Quest Stories</li> <li>• Question-and-answer Stories</li> <li>• Security Stories</li> <li>• Role Reversal Stories</li> <li>• Object-based Stories</li> <li>• Plot Details in Stories</li> </ul>	<ul style="list-style-type: none"> <li>• Fact Is Stranger than Fiction</li> <li>• Details in Stories</li> <li>• Expected and Unexpected Endings</li> <li>• Characterisation</li> <li>• Dialogue for Characterisation</li> <li>• Build-up in an Excite-o-meter</li> </ul>	
WRITER'S WINDOW 700/800	WRITER'S WINDOW 900/1000	
<ul style="list-style-type: none"> <li>• Writing from a Character's Perspective</li> <li>• Use of Figurative and Descriptive Language</li> <li>• Realistic and Complex Characters</li> <li>• Generating Stories from Familiar Themes</li> <li>• Reworking Old Themes</li> <li>• Creating a Subplot</li> </ul>	<ul style="list-style-type: none"> <li>• Foreshadowing</li> <li>• Spatial Details</li> <li>• Expository - Presenting Opinions</li> <li>• Argumentative - Considering All Factors for an Argument</li> <li>• Narrative - Creating Complex Characters</li> <li>• Reflective - Personal Narrative</li> </ul>	

## Active Reading (A) (Eastgate)

The Active Reading course teaches students how to engage actively with books. The lessons take them through books and get them to look at vocabulary, theme, scenes, plot, character and personal responses.

The course teaches them skills that will help them:

- increase their range of vocabulary
- have better comprehension
- make complex inferences
- support opinions
- learn story ideas for writing



The storybooks used for the different levels are listed below.

Active Reading 1	Active Reading 2	Active Reading 3
<ul style="list-style-type: none"> <li>• <i>Horrible Harry and the Locked Closet</i> – Suzy Kline</li> <li>• <i>The Adventures of King Arthur</i> – retold by Angela Wilkes</li> <li>• <i>Smelliest Day at the Zoo</i> – Alan Rusbridger</li> </ul>	<ul style="list-style-type: none"> <li>• <i>The Boy Who Could Fly</i> – Sally Gardner</li> <li>• <i>The Perfect Hamburger</i> – Alexander McCall Smith</li> <li>• <i>Puppy Puzzle</i> – Lucy Daniels</li> </ul>	<ul style="list-style-type: none"> <li>• <i>Stage School: Chloe Learns a Lesson</i> – Holly Skeet</li> <li>• <i>How to Eat Fried Worms</i> – Thomas Rockwell</li> <li>• <i>Freaky Joe Club: The Case of the Singing Dragons</i> – PJ McMahon</li> </ul>
Active Reading 4		Active Reading 5
<ul style="list-style-type: none"> <li>• <i>Strider</i> – Beverly Cleary</li> <li>• <i>Spring Heeled Jack</i> – Philip Pullman</li> </ul>		<ul style="list-style-type: none"> <li>• <i>The Pistachio Prescription</i> – Paula Danziger</li> <li>• <i>The Snow Spider</i> – Jenny Nimmo</li> </ul>

## Active Reading (B) (Palais)

The Active Reading course teaches students how to engage actively with books. The lessons take them through books and get them to look at vocabulary, theme, scenes, plot, character and personal responses.

The course teaches them skills that will help them:

- increase their range of vocabulary
- have better comprehension
- make complex inferences
- support opinions
- learn story ideas for writing



The storybooks used for the different levels are listed below.

Active Reading 1	Active Reading 2	Active Reading 3
<ul style="list-style-type: none"> <li>• <i>The Invisible Dog</i> – Dick King Smith</li> <li>• <i>Ready Freddy! Tooth Trouble!</i> – Abby Klein</li> <li>• <i>Junie B Jones Is Not a Crook</i> – Barbara Park</li> </ul>	<ul style="list-style-type: none"> <li>• <i>The Search for the Sunken Treasure</i> – Geronimo Stilton</li> <li>• <i>The Whipping Boy</i> – Sid Fleischman</li> <li>• <i>Little Nose the Joker</i> – John Grant</li> </ul>	<ul style="list-style-type: none"> <li>• <i>Frindle</i> – Andrew Clements</li> <li>• <i>Holiday Mania at the House of Fun</i> – Jon Blake</li> <li>• <i>Chitty Chitty Bang Bang...</i> – Ian Fleming</li> </ul>
Active Reading 4		Active Reading 5
<ul style="list-style-type: none"> <li>• <i>Sleeping Sword</i> – Michael Morpurgo</li> <li>• <i>Call It Courage</i> – Armstrong Sperry</li> </ul>		<ul style="list-style-type: none"> <li>• <i>Mrs Frisby and the Rats of Nimh</i> – Robert C O'Brien</li> <li>• <i>Shadow of a Bull</i> – Maia Wojciechowska</li> </ul>

## Active Reading (C) (Eastgate)

The Active Reading course teaches students how to engage actively with books. The lessons take them through books and get them to look at vocabulary, theme, scenes, plot, character and personal responses.

The course teaches them skills that will help them:

- increase their range of vocabulary
- have better comprehension
- make complex inferences
- support opinions
- learn story ideas for writing



The storybooks used for the different levels are listed below.

Active Reading 1	Active Reading 2	Active Reading 3
<ul style="list-style-type: none"> <li>• <i>Nate the Great Saves the King of Scotland</i> – Marjorie Weinmn Sharmat</li> <li>• <i>Little Dolphin: Milo's Big Mistake</i> – Lucy Daniels</li> <li>• <i>Wings of Icarus</i> – Jenny Oldfield Alan</li> </ul>	<ul style="list-style-type: none"> <li>• <i>The Van Gogh Café</i> – Cynthia Rylant</li> <li>• <i>Shoeshine Girl</i> –Clyde Robert Bulla</li> <li>• <i>The Marble Crusher</i> – Michael Murpurgo</li> </ul>	<ul style="list-style-type: none"> <li>• <i>My Father's Dragon</i> – Ruth Stiles Gannet</li> <li>• <i>A Taste of Blackberries</i> – Doris Buchanan</li> <li>• <i>Nim's Island</i> – Wendy Orr</li> </ul>
Active Reading 4		Active Reading 5
<ul style="list-style-type: none"> <li>• <i>Help! I'm Trapped in My Teacher's Body</i> – Todd Strasser</li> <li>• <i>On My Honor</i> – Marion Dane Bauer</li> </ul>		<ul style="list-style-type: none"> <li>• <i>The Snake Stone</i> – Berlie Doherty</li> <li>• <i>A Wrinkle in Time</i> – Madeleine L' Engle</li> </ul>

## Active Reading (D) (Palais)

The Active Reading course teaches students how to engage actively with books. The lessons take them through books and get them to look at vocabulary, theme, scenes, plot, character, and personal responses.

The course teaches them skills that will help them:

- increase their range of vocabulary
- have better comprehension
- make complex inferences
- support opinions
- learn story ideas for writing



The storybooks used for the different levels are listed below.

Active Reading 1	Active Reading 2	Active Reading 3
<ul style="list-style-type: none"> <li>• <i>The Story Thief</i> – Andrew Fusek Peters</li> <li>• <i>Tashi and the Giants</i> – Anna and Barbara Fienberg</li> <li>• <i>Mermaid Rock: Whale Rescue</i> – Kelly Mckain, Cecilia Johansson</li> </ul>	<ul style="list-style-type: none"> <li>• <i>The Case of the Runaway Dog</i> – James Preller (A Jigsaw Jones Mystery) (4)</li> <li>• <i>Martin Bridge in High Gear</i> – Jessica Scott Kerrin</li> <li>• <i>The Secret Service Mystery</i> – Cam Jansen</li> </ul>	<ul style="list-style-type: none"> <li>• <i>Dear Mr. Henshaw</i> – Beverly Cleary</li> <li>• <i>Sadako and the Thousand Paper Cranes</i> – Eleanor Coerr</li> <li>• <i>Ivy and Bean – Break the Fossil Record</i> – Anne Barrows</li> </ul>
Active Reading 4		Active Reading 5
<ul style="list-style-type: none"> <li>• <i>Jennifer, Hecate, Macbeth, William Mckinley and me Elizabeth</i> – E. L. Konisburg</li> <li>• <i>Wishgiver</i> – Bill Brittain</li> </ul>		<ul style="list-style-type: none"> <li>• <i>The View from Saturday</i> – E. L. Konisburg</li> <li>• <i>Holes</i> – Louis Sachar</li> </ul>

## Literature



Reading and understanding poetry and short stories requires an understanding of the writer's tools and how they function. This course deals with the different literary elements as well as how they work in concert to create a literary vision.

POETRY AND STORIES A	POETRY AND STORIES B
<p><b>Short Stories (Lessons 1 - 3)</b></p> <ul style="list-style-type: none"> <li>• Narrative Voice</li> <li>• Symbolism/Allegory</li> <li>• Identifying Theme</li> </ul> <p><b>Poetry (Lessons 4 - 6)</b></p> <ul style="list-style-type: none"> <li>• Imagery</li> <li>• Similes and Metaphors</li> <li>• Identifying Form</li> </ul>	<p><b>Short Stories (Lessons 1 - 3)</b></p> <ul style="list-style-type: none"> <li>• Symbolism</li> <li>• Working Around Themes</li> <li>• Science Fiction</li> </ul> <p><b>Poetry (Lessons 4 - 6)</b></p> <ul style="list-style-type: none"> <li>• Aesthetics of Sound</li> <li>• Blank Verse</li> <li>• Poetic Devices</li> </ul>


Answering literature questions well goes beyond understanding the texts. It also requires the understanding of question requirements and the ability to elaborate and support the main ideas of a discussion.

MACBETH	ANIMAL FARM
<ul style="list-style-type: none"> <li>• Plot</li> <li>• Character</li> <li>• Theme</li> <li>• Literary Techniques</li> <li>• Question Requirements</li> <li>• Elaborating and Supporting Points</li> </ul>	<ul style="list-style-type: none"> <li>• Plot</li> <li>• Character</li> <li>• Theme</li> <li>• Literary Techniques</li> <li>• Question Requirements</li> <li>• Elaborating and Supporting Points</li> </ul>

## Writing Craft

### Exploring Different Writing Skills

In the new English syllabus, students need to be familiar with different text types - from letters and articles to narrative stories and poems. Writing Craft exposes students to all that. First, students examine specific vocabulary, discuss ideas and details relevant to a theme. Then they take those words and ideas and explore how they can be presented as different types of writing.

Writing Craft 1	Writing Craft 2	Writing Craft 3
<ul style="list-style-type: none"> <li>• Places - Narrative</li> <li>• Daily Activities - Lists</li> <li>• People - Description</li> <li>• Toys - Dialogue</li> <li>• Time - Journal Entries</li> <li>• Food and Fruits - Letter</li> </ul>	<ul style="list-style-type: none"> <li>• School - Description</li> <li>• Leisure Activities - Making Plans</li> <li>• Friends - Journal Entries</li> <li>• Inventors and Inventions - Story</li> <li>• Tools and Utensils - Instructions</li> <li>• Occupations - Script</li> </ul>	<ul style="list-style-type: none"> <li>• Weather and Seasons - Report</li> <li>• Physical Actions - Poem</li> <li>• Reactions - Story</li> <li>• Ancient Civilisation - Advertisements</li> <li>• Vehicles - Instructions</li> <li>• Colours - Description</li> </ul>
Writing Craft 4	Writing Craft 5	
<ul style="list-style-type: none"> <li>• Town versus Countryside - Maps and Instructions</li> <li>• Cooking - Script</li> <li>• Personality - Narrative</li> <li>• Explorers - Description</li> <li>• Things from the Sea - Story</li> <li>• Detectives - Report</li> </ul>	<ul style="list-style-type: none"> <li>• Noisy Places - Poem</li> <li>• Actions and Gestures - Story</li> <li>• Crimes - Report</li> <li>• Medical discoveries - Review</li> <li>• Rescue - Lists and Instructions</li> <li>• Travel - Travelogue/Narrative</li> </ul>	

## Bridging Programmes



### Bridging K2: Independent Reader

This course aims to make your child a more confident reader and writer. This confidence will translate into better comprehension and production of all schoolwork. There is a variety of activities to make sure that your child responds positively to the course. We will assess your child's reading level to determine his suitability for the course.

### Bridging P6

When your child enters his new secondary school next year, he will face a number of new academic subjects.

He will need new scholastic skills. This course is specially designed for that.

In particular, this course will acquaint him with the demands and expectations of the Humanities: Literature, Geography and History.

Bridging K2: Independent Reader	Bridging P6
<ul style="list-style-type: none"> <li>• Learning to Spell</li> <li>• Homophone</li> <li>• Understanding Sentence Structures</li> <li>• Capitalisation and Punctuation</li> <li>• Understanding Phrases</li> <li>• Comprehension</li> </ul>	<ul style="list-style-type: none"> <li>• Making Notes – Main and Secondary Ideas</li> <li>• Understanding the Needs of Science</li> <li>• Understanding the Needs of History</li> <li>• Learning About Geography Techniques</li> <li>• Learning About Short Stories</li> <li>• Looking at Poetry</li> </ul>