

# Creative Brainstorming activities (amuse 21)

We asked our students for creative interpretations of 3 shapes.  
Here are the interpretations from Shaun Teo Hong Kai, P6 2009.



1.



A French horn

2.



A tornado

3.




Two deep-fried  
chicken drumsticks

Congratulations, Shaun. Have fun with the \$20 Borders Bookcard!

Thank you to all the other participants.

## Creative Focus

Jeremy Yeo, P4 2009, enjoys Chinese painting and he definitely has talent. Here's one painting that Jeremy shared with us.



The year has gone by so fast and Term 3 is here! As the term starts, we are faced with the anxieties of the H1N1 flu outbreak. We thank the students and parents for their cooperation and together we will maintain hygienic practices and keep healthy.

Issue No. 22 Term 3 2009

MICA (P) 101/06/2009


# aMUSE

A CreativeHorizons™ Newsletter

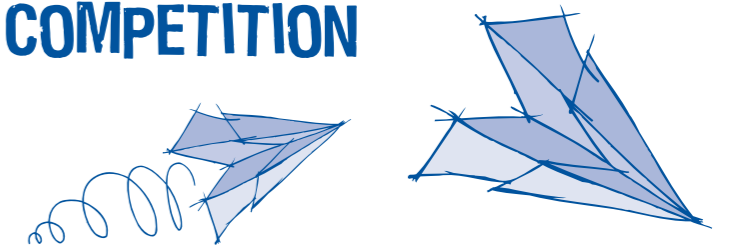
## PAPER PLANES WRITING COMPETITION

Creative Horizons was abuzz with extra creativity on Saturday 23 May, Sunday 24 May and Saturday 6 June, as the Paper Planes participants penned their stories. Once again, the response was quite overwhelming with almost 400 participants. It was lovely to talk to the many past participants and their parents as well meet new ones.

On Saturday 13 June, our 3 judges, Prof. Kirpal Singh, Ms Stella Kon and Mr Peter Lim, convened to judge the shortlisted stories. It was great to hear them say that the overall quality of writing was even higher this year. We say "Well Done" to the young writers.



All participants will be receiving letters informing them if their stories have been shortlisted.



All participants whose stories were shortlisted are invited to the ceremony where the winners will be announced. The Paper Planes Prize Presentation ceremony will be held at SMU on **Sunday 2 August 2009, 6.30pm.**

To the participants whose stories were not shortlisted, thank you for participating and do keep writing. We loved reading so many of the stories.

A booklet of the winning stories will be available at the centre after 2 August. For sales enquiries, please call the administration office at **67344201.**

## THE KINDNESS MOVEMENT

April is Kindness Month in Singapore and we got our students involved. The Secondary 2 students had a lesson where they studied about the language and devices used for promoting messages. As part of the lesson they created T-shirt designs that promote kindness. There were some great designs, which will be made into T-shirts for their designers.

### Come Meet Us

Parent-Teacher Meeting Term 3 2009

Singapore

P1, P2, P6, S1, S4, JC2

Wednesday 19 August - Friday 21 August

Wednesday 26 August - Friday 28 August

Email Us Today!

Comments, suggestions, questions about grammar, questions about creativity ...  
Or just to share creative works or ideas.  
admin@creativehorizons.com.sg

Creative Horizons Language Centre

• 390 Orchard Road #04-01 Palais Renaissance Singapore 238871 Tel: 6734 4201 Fax: 6734 4202  
Email: admin@creativehorizons.com.sg Website: www.creativehorizons.com.sg

• 18-A Lorong Datuk Sulaiman Satu, Taman Tun Dr Ismail. 60000 Kuala Lumpur Tel: 603 7727 7127 Fax: 603 7727 7126 Email: cre8tive@streamyx.com


# CREATIVE BRAINSTORMING ACTIVITIES

## - IMPROVISATION

A lot of students do repetitive, rote work. However, in the new examinations, creativity plays as big a role as simple knowledge. One method of exercising your creativity muscle is through techniques like brainstorming. A simple brainstorming exercise is **Improvisation**.

### IMPROVISATION ON ITEMS

can be done like this: Collect 5 random items from your bedroom, kitchen or the study, for example, a belt, a toy dog, post-it notes, a pot and a paper clip. Come up with different uses for the items. The belt could become an exercise band. Post-it notes can make up a table cover (a bit expensive but it can work).



### A classic example of IMPROVISATION ON SITUATIONS

is this: You are about to begin your presentation but your PowerPoint presentation refuses to start up and your teacher will not give you another time slot. What would you do? The student who lacks improvisation skills would admit defeat. The student who knows how to improvise would be able to still do the presentation, perhaps with print visual aids or just using the whiteboard.



When you do Improvisation, you're aiming to develop a new solution, see how you could use or look at things in a different way. Be bold and creative with the solutions or uses – remember Improvisation brainstorming aims for quantity. It's only later that you rate the ideas and assess their suitability.

So here's an exercise for you. Come up with **as many** different uses for the following object and **as many** solutions as possible for the following problem:

**A) ITEM** - an exercise book

**B) SITUATION** - you do not have enough money to buy your friend a present

The best response will win a **\$20 book voucher**. Get thinking and have fun!! Send in your entries to us on foolscap paper by week 8 of Term3.

# FORMING OPINIONS



You might know the answers to all these questions – but even if you don't, you can easily find out by doing some research. The answers are fixed – everyone will agree with them – and if somebody disagrees, they are merely misinformed and need to re-check their facts.

But not all questions have definite answers. Some questions require you to form an opinion before you answer and your answer might be different from that of your friends, classmates and family. That doesn't mean you are wrong. That's what makes these questions interesting – everyone is entitled to his or her own opinion.

Some simple examples of opinion questions are:

What is the tastiest ice-cream flavour?

Should people who litter in public be sent to jail?

Which is the best movie?

These questions don't really require much thinking. But some opinion questions really require us to consider what we believe to be right and why we believe that. Consider the following scenario:

You are in an art class at school. The teacher tells the class that today each student is to paint a painting of their best friend in the class. The class is uncomfortable with this, and one student points out to the teacher that some kids will have lots of kids painting them, and other kids won't be chosen at all. Thus, some feelings are bound to be hurt. The teacher insists that this is what the students should do. Almost all of the students don't want to do this. What should you do? Is it disrespectful to disagree with your teacher? Can you disagree and still be respectful?

Happy thinking.

